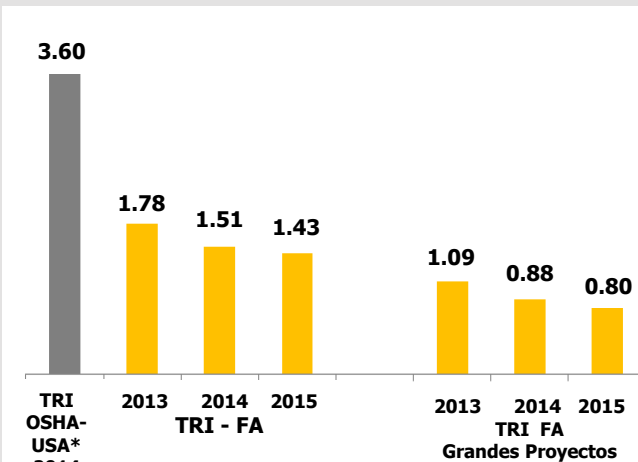


4. INDICES SINIESTRALIDAD

CIFRAS

TRI (Total Recordable Incident Rate)

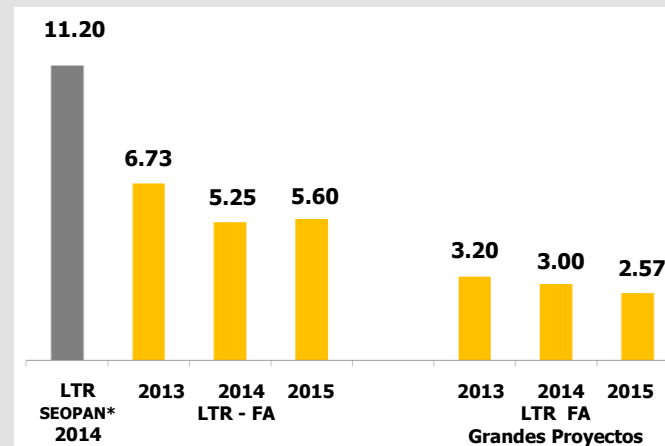


$$TRI = \frac{\text{Total Incidentes Registrables}}{\text{Nº Horas Trabajadas}} \times 200.000$$

* **OSHA**: Administración de Seguridad y Salud Ocupacional (EEUU)

6%
REDUCCIÓN 2014-2015

LTR (Lost Time Rate)



$$LTR (\text{Lost Time Rate}) = \frac{\text{Accidentes con días perdidos}}{\text{Nº Horas Trabajadas}} \times 10^6$$

* **SEOPAN**: Asociación española de empresas de construcción que operan a nivel internacional

15%
REDUCCIÓN EN GRANDES PROYECTOS 2014-2015

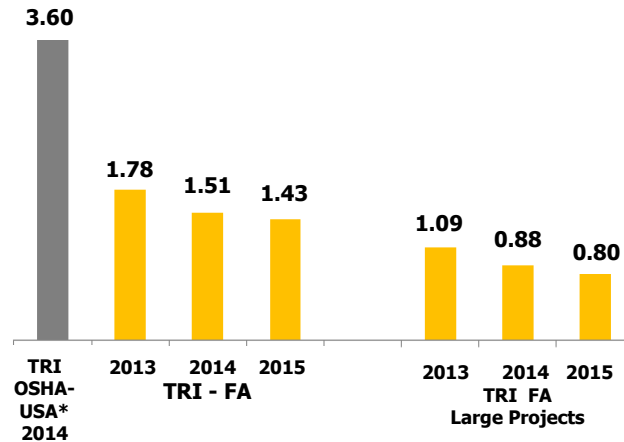
SECTOR CONSTRUCCIÓN – FERROVIAL AGROMAN

- 60%
RESPECTO A INDICE OSHA

- 50%
RESPECTO A INDICE SEOPAN

4.ACCIDENT RATES FIGURES

TRI (Total Recordable Incident Rate)



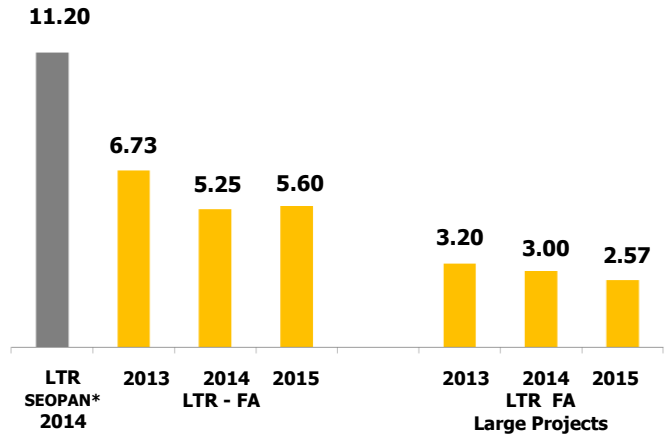
$$\text{TRI} = \frac{\text{Total Recordable Incidents}}{\text{Nº Worked hours}} \times 200.000$$

* **OSHA**: Occupational Health and Safety Administration (USA)

6%

REDUCTION 2014-2015

LTR (Lost Time Rate)



$$\text{LTR (Lost Time Rate)} = \frac{\text{Lost Time Incidents}}{\text{Nº Worked Hours}} \times 10^6$$

* **SEOPAN**: Spanish Association of Construction Companies that operate at international level

15%

LARGE PROJECTS REDUCTION 2014-2015

CONSTRUCTION INDUSTRY – FERROVIAL AGROMAN

- 60%

REGARDING OSHA RATE

- 50%

REGARDING SEOPAN RATE